

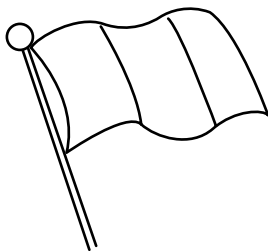



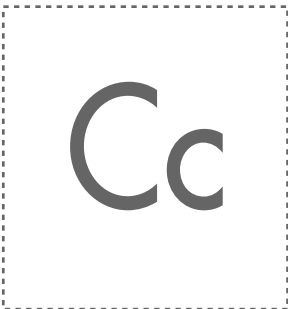





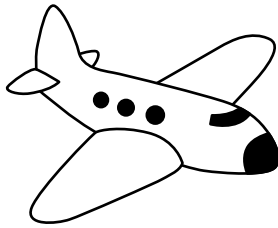




Observe les images de chaque rangée.
Ensuite, nomme-les.



Trouve l'autocollant correspondant à la première lettre de chaque image et appose-le dans la case de gauche.



Colorie l'image que tu préfères
dans chacune des rangées.

Objectif : associer un groupe d'images à une lettre de l'alphabet.






Observe les images de chaque rangée.
Ensuite, nomme-les.




Trouve l'autocollant correspondant à la première lettre de chaque image et appose-le dans la case de gauche.



Ee






Ff



Gg



Hh



Colorie l'image que tu préfères
dans chacune des rangées.

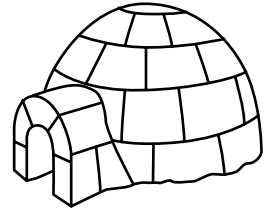



Observe les images de chaque rangée.
Ensuite, nomme-les.

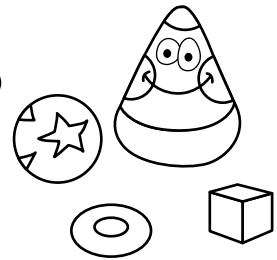
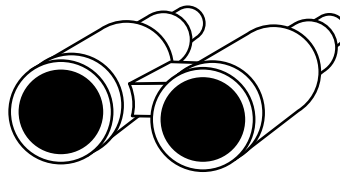
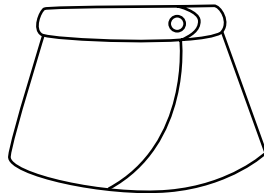


Trouve l'autocollant correspondant à la première lettre de chaque image et appose-le dans la case de gauche.



Ii




Jj



Kk



Ll



Colorie l'image que tu préfères
dans chacune des rangées.

Objectif : associer un groupe d'images à une lettre de l'alphabet.